

20.4.20

Hello Class 2 pupils and families!

I hope that you are all keeping well and that you have had a lovely Easter.

I want to take this opportunity to say thank you for your understanding and well wishes whilst I have been off sick. I am back and hope to continue to provide interesting and fun ways to help you with your learning during these times.

I now have an email set up so that you can contact me with any questions that you may have, please use askmissashman@saltwood.kent.sch.uk from now on!

Here is this week's suggested home learning grid. Again, the grid below is a suggested structure for this week, but I would urge you to do what works for your family.

I have continued to use Top Marks and MyMaths as the basis for this week's maths learning as well as practical tasks. The children should be getting to grips with the importance of their times tables. If you have any good ideas of your own in supporting your child, then please feel free and use these.

Please do keep in touch with me via email- let's not just use it for questions! I would be delighted to see photos of what you've been doing and receive little updates from you all.

Sending you all my very best wishes. Look after each other and keep safe.

Kind regards

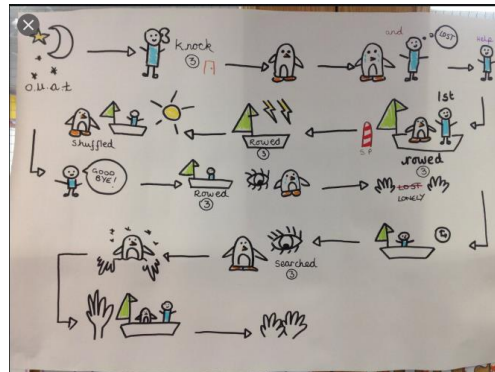
Dominique Ashman



Monday

English – Fantasy: Quest story *Lost and Found* by Oliver Jeffers
Lost and Found is about a young boy who finds a penguin at his door one morning.
 The young boy's quest is to try and get the penguin back home.

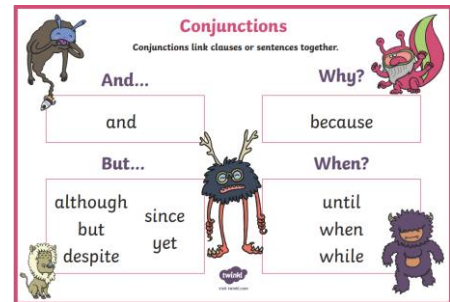
<https://www.youtube.com/watch?v=cRAAQ8EWzig>



Here is a story map and a link to familiarise yourself with the two main characters:

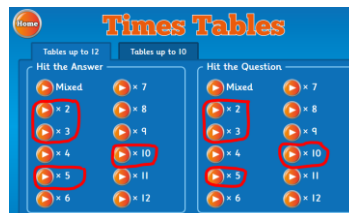
1. The boy
2. The penguin

Using your imagination, pick one or both characters and use **adjectives** to describe them and **conjunctions** to extend your sentences. For example, 'The boy is **kind** **because** he helps the penguin get back home.'



Maths-Multiplication: During year 2 we need to learn with our 2, 3, 5 and 10 times tables. Do you know which ones you get stuck on? Try having a go at this game, it will help you to identify which times tables you may need to focus on throughout the week.

<https://www.topmarks.co.uk/maths-games/hit-the-button>

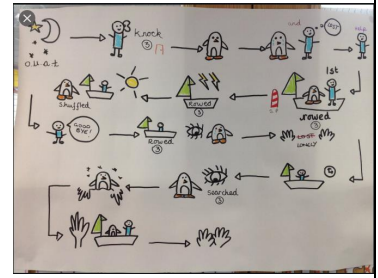


If you want to challenge yourself why don't you try the mixed section!

Tuesday

English – Fantasy: Quest story
Lost and Found by Oliver Jeffers – watch the video clip again and talk through the key events (important parts of the story) with a grown up or sibling.

You know how I like a story map! 🙌 Using the story map from yesterday to help, can you create your own? Why don't you add labels to help you remember the sequence of events? The more you add now the more it will help you later! Can you add:



- **adjectives** (describing words)
- **verbs** (doing words)

Maths - Multiplication

Can you remember how we can work out our times tables by using repeated addition?

3×2 is the same as $2 + 2 + 2$

	$2 + 2 + 2 = \square$
	$3 \times 2 = \square$

Pick a times table that you are not so familiar with and create a series of repeated addition questions, like the one above.

Challenge:

Write these addition sentences as multiplication sentences. The first one has been completed.

$5 + 5 + 5 + 5 + 5 = 5 \times 5$

$2 + 2 + 2 + 2 + 2 =$

$2 + 2 + 2 =$

$10 + 10 + 10 + 10 =$

Wednesday English - Fantasy: Quest story *Lost and Found* by Oliver Jeffers

Can you write a series of sentences that use **past tense verbs** to describe events that have occurred in the story e.g.

The penguin **knocked** on the boy's door for help.

The boy **made** a boat to take the penguin home.

Maths - Multiplication. We need to understand that the X is the same as **lots of**.

$3 \text{ lots of } 4 = 4 + 4 + 4 + 4 = 3 \times 4$ and they all have the same answer of 12.

Can you make a card game such as snap or pairs that show all three ways of doing multiplication? You can use all the times tables (2, 5, 3 and 10) or just the ones that you need to improve on.

2 lots of 5

5 + 5

SNAP!

Thursday

English - Fantasy: Quest story *Lost and Found* by Oliver Jeffers
In the story the boy and the penguin had to overcome many **obstacles** and find a **solution**. Can you complete these sentences with the correct solution? Have I forgotten any?

1. The boy found a penguin at his door _____
2. The penguin looked sad _____
3. The boy decided to help the penguin _____
4. The boy couldn't sleep for disappointment _____
5. The boy thought how they could get to the South Pole _____
6. When they arrived at the South Pole the penguin looked sad again _____

Maths - Multiplication

I have set a task on MyMaths for you that looks at your 2,5 and 10 times tables. Please complete the lessons first and then go on to the homework. Do not panic about the beat the clock question - just do as many as you can in the time. It might only be a couple of questions.

Friday

English - Fantasy: Quest story *Lost and Found* by Oliver Jeffers
Read through your story map from Tuesday or watch the video clip.
Can you think of any alternative journeys that the boy and penguin could go on to cheer the penguin up?

Think about:

where they may go?

How would they get there?

What they might see on the way?

I would like you to describe a new journey that these two characters go on using adjectives, conjunctions and correct tenses.

Maths - Multiplication

Try these two games to help develop your times tables confidence further:

Hit the button choosing mixed tables or focusing on the ones that you were unsure about:

<https://www.topmarks.co.uk/maths-games/hit-the-button>

Daily 10 - level 2 multiplication, quick fire times table questions:

<https://www.topmarks.co.uk/maths-games/daily10>

Suggested afternoon activities

History – Our local area

For history this term we would usually look at local history with the focus on castles. To start this topic off I would like you to find out which castles are local to us. Which castle would you like to focus your home learning on?

Here is a good website to help you which shows 10 amazing castles in Kent:

<https://www.kent-life.co.uk/out-about/places/10-amazing-castles-in-kent-1-6170428>

Science – Plants – Observing plants and trees

Go into your garden or for a walk. Whilst you are outside, observe the plants and trees closely. Sketch or take photographs of what you see around you. Can you name them?

Reading – Developing our reading comprehension

Billy's Sunflower – see attached

Spellings: using the **ed** suffix to change the tense of verbs

Look at the spelling rules. By using your own knowledge, looking in books or using a dictionary how many examples can you find? Can you put these into sentences too?

Regular Past Tense Verbs

Add-ed to the verb:			
asked	growled	opened	squealed
blinked	helped	offered	started
Add-d to the verb if it ends in -e:	Double the end consonant and add -ed to the verb:		Take off the -y and add -ied to the verb:
agreed	banned	travelled	carried
closed	cancelled	grabbed	married
decided	levelled	hugged	studied

Handwriting. Continue to practise your handwriting, making sure the letter formation is accurate.

Use your very best handwriting and complete a line of each of these letters in your Home Learning book (all that should be required from grown-ups is a little monitoring!)

Rr Ss Vv Xx Zz

Suggested daily activities

PE with Joe Wicks

<https://www.youtube.com/playlist?list=PLyCLOPd4VxBvQafyve889qVcPXYEjdSTI>

10 minutes of quiet reading for enjoyment.

10 minutes of reading with an adult.

Quiet drawing or colouring.

Keeping your bedroom tidy!

Say or do something kind (every day!)